

S-LUX

S-LUX is the radiating plate with perfectly flat and smooth surfaces: true simplicity of form

is the greatest thing. And more, a light: the plate is supplied complete with a 120 W

halogen light-bulb. Available only in the vertical version

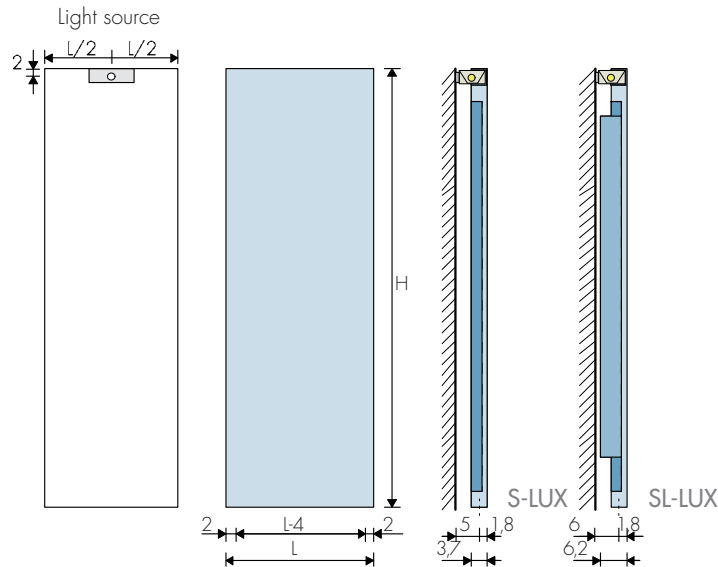
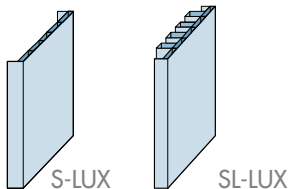
S-LUX MODEL
vertical plate

SL-LUX MODEL

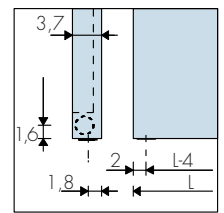
vertical plate with radiating fins at the rear

H = from 180 to 200 cm

L = from 28 to 77 cm (every 7 cm)



TAPPING CENTRES



Vertical fittings
▲▽ t.c. = L-4 cm

MOD	L cm	28	35	42	49	56	63	70	77
EN 442 Watt Δt 50 K									
	H cm (nominale)								
S-LUX 180	€	1540,00	1611,80	1682,90	1757,20	1830,30	1901,30	1975,60	2047,60
		467w	584w	701w	817w	934w	1051w	1168w	1284w
SL-LUX 180	€	1740,60	1831,60	1914,20	2015,30	2107,10	2198,10	2290,10	2382,00
		689w	861w	1033w	1205w	1377w	1549w	1721w	1893w
S-LUX 200	€	1577,40	1653,00	1729,80	1802,20	1878,50	1953,60	2028,80	2106,00
		513w	642w	770w	898w	1026w	1155w	1283w	1411w
SL-LUX 200	€	1805,70	1905,30	2003,60	2110,10	2201,60	2299,80	2398,40	2495,50
		742w	928w	1113w	1299w	1484w	1670w	1855w	2041w
Total H = nominal H + 3,5 cm									
Square or side control valves: Brem Quadra model recommended									

S-LUX halogen light-bulb max 300 W

FITTINGS with REMOTE VALVES (page 232)

STANDARD PRODUCTION

White "sablé" SB9010 paintwork-galv. brackets
Air vent ø 1/8" - Tolerance ± 3 mm

PRODUCTION ON REQUEST

Paint to Brem color list

+15/35%

STANDARD FITTINGS

EG Ø 1/2"

Maximum operating pressure 6 bar

