

# PLUS 12

The PLUS 12 towel heater has three series of thin tubes to offer high output.

The manifolds, with their round tubes, are extremely compact to minimise space.

The PLUS 12 comes in all the shades in the Brem colour list.


## DIMENSIONS

Widths: 40 / 50 / 60 / 75 cm

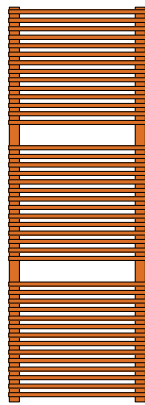
Heights: 86/116/146/176 cm

Depth: 4 cm


Depth from wall: 9 cm



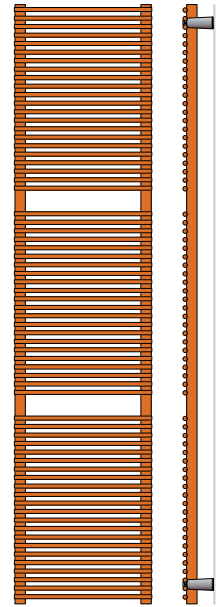
PLUS12 90 - ..



PLUS12 120 - ..



PLUS12 150 - ..



PLUS12 180 - ..

MODEL	€	Watt Δt 50 K	▲ ▼ t.c. cm	Height cm	Width cm	Weight M Kg	Volume V dm <sup>3</sup>	EN 442 Watt Δt 50 K		
								Electric version extra €	electrical immersion cl. I W	Mixed version with TR* extra €
PLUS 12 90-40	290,10	415	37	86	40	7,2	1,94	154,10	400	98,70
PLUS 12 90-50	295,70	481	47	86	50	7,9	2,15	-	400	98,70
PLUS 12 120-40	412,80	575	37	116	40	9,4	2,71	175,40	650	102,20
PLUS 12 120-50	424,80	667	47	116	50	11,0	2,99	175,40	650	102,20
PLUS 12 150-40	473,10	725	37	146	40	12,0	3,43	-	-	-
PLUS 12 150-50	487,90	841	47	146	50	14,2	3,81	207,20	900	108,90
PLUS 12 150-60	506,40	976	57	146	60	16,4	4,19	207,20	900	108,90
PLUS 12 180-40	540,70	892	37	176	40	14,6	4,18	207,20	900	108,90
PLUS 12 180-50	566,00	1035	47	176	50	17,6	4,58	-	900	108,90
PLUS 12 180-60	580,60	1201	57	176	60	20,0	5,06	-	-	-
PLUS 12 180-75	656,90	1449	72	176	75	23,6	5,78	-	-	-

Mixed version: tapping centres = L - 11 cm

## STANDARD PRODUCTION

White "sablé" SB9010 paintwork-white brackets  
Tolerance ± 3 mm - Air vent ø 1/8"

MAXIMUM OPERATING PRESSURE 6 BAR

## PRODUCTION ON REQUEST

Paintwork to Brem color list with  
chrome-plated brackets

Side fittings (t.c.: H-4cm)

+15/35%

Art. AL 47,70€

## STANDARD CONNECTION

EG Ø 1/2"

\* TR accessory included

Electric version page 224

