

ADDITIONAL COLOUR AND FINISH CHARGE (see new colour chart)

The additional charges are calculated on the base price of RAL 9010 for the coloured versions and on the base price of Glossy Chrome for the plated finishes.
 C0 Category without any additional charge (RAL 9010)
 Category C1 and C2 **+10%**
 C3 Category **+20%**
 RAL colours not included in the colour chart **+30%**
 Colours according to samples request feasibility and cost estimate
 PLATED finishes NOT available

SUPPORTS

The radiators are supplied with standard supports (code ST) that include wall fixing shelves. On request you can order them with bracket supports permanently welded on the radiators, which must be specified when placing the order and have the following codes and costs:

- Right side WALL bracket supports NOT available
- Left side WALL bracket supports NOT available
- CEILING bracket supports NOT available

LIMITS

WALL TYPE bracket support	RF14	(Max. Length 53,8 cm)
	RF14D	NOT available
	RF25	(Max. Length 56,0 cm)
	RF25D	NOT available
CEILING TYPE bracket support	RF14	(Max. Length 73,0 cm)
	RF14D	(Max. Length 53,8 cm)
	RF25	(Max. Length 80,5 cm)
	RF25D	(Max. Length 56,0 cm)

PACKING

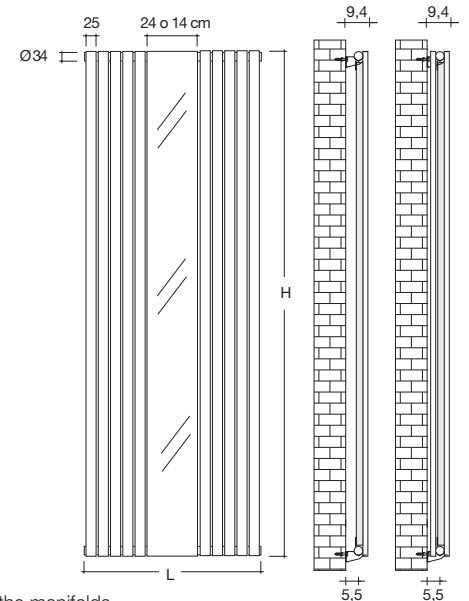
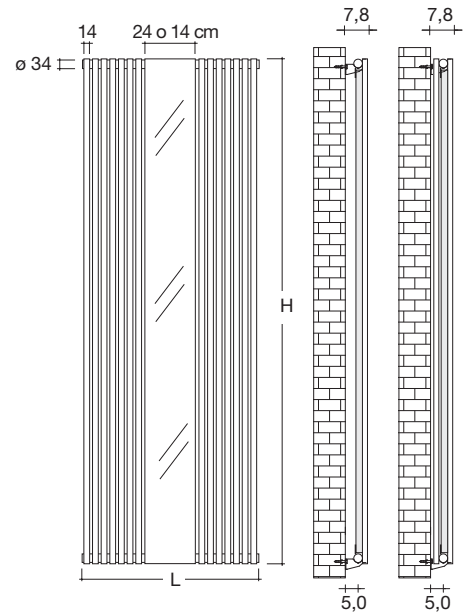
The cardboard packing box is included in the price of sale of the products, and for the REFLEX model it contains the complete wall fixing kit and the manual vent valve. The support shelves for the radiators MUST NOT be recessed in the wall but must be installed with expansion screws.

VALVES

For valves and Lockshield see page 217

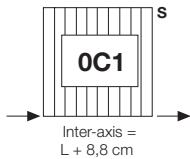
CONNECTORS

The standard REFLEX models are always supplied with "OC1" connectors (see below – connectors diagram)
 Should different connectors be required, such connectors must be strictly specified in the order.
 In the case of "OB2" connectors, the radiator can be equipped with 2 1/8" chrome-plated plugs on the head of the manifolds.



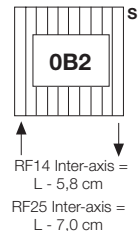
Standard connectors

standard connector always supplied, if not otherwise specified in the order




Custom-made connectors

Connectors available on request WITH additional charge of €



Custom-made connectors

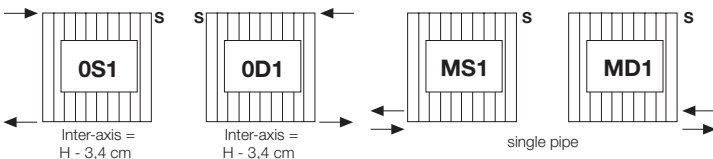
Connectors available on request WITH additional charge of €



B2M
Specify "d" and "i"

Connectors on request

Connectors available on request WITHOUT any additional charge



→ = Position of connectors S = Air Vent I = Inter-axis between connectors

Price for items with White RAL 9010 finish and standard connectors. VAT and transport costs not included.
For correction factors different to $\Delta T 50^{\circ}\text{C}$ see page 230

RF14

L mirror (cm)	L (cm)	H (cm)	Watts $\Delta T 50^{\circ}\text{C}$ Coloured version	Category C0 RAL 9010 (€)	Category C1 (€)	Category C3 (€)	Water Content (l)
14	44,2	180,0	665				2,48
14	53,8	180,0	887				3,31
14	63,4	180,0	1108				4,14
14	44,2	200,0	731				2,71
14	53,8	200,0	975				3,62
14	63,4	200,0	1219				4,52
24	73,0	180,0	1108				4,14
24	82,6	180,0	1330				4,97
24	92,2	180,0	1553				5,80
24	73,0	200,0	1219				4,52
24	82,6	200,0	1463				5,42
24	92,2	200,0	1706				6,33

RF14D

L mirror (cm)	L (cm)	H (cm)	Watts $\Delta T 50^{\circ}\text{C}$ Coloured version	Category C0 RAL 9010 (€)	Category C1 (€)	Category C3 (€)	Water Content (l)
14	44,2	180,0	984				4,97
14	53,8	180,0	1312				6,62
14	63,4	180,0	1640				8,28
14	44,2	200,0	1080				5,42
14	53,8	200,0	1441				7,23
14	63,4	200,0	1800				9,04
24	73,0	180,0	1640				8,28
24	82,6	180,0	1967				9,94
24	92,2	180,0	2295				11,59
24	73,0	200,0	1800				9,04
24	82,6	200,0	2160				10,85
24	92,2	200,0	2520				12,66

REFLEX 25

Price for items with White RAL 9010 finish and standard connectors. VAT and transport costs not included.
For correction factors different to $\Delta T 50^{\circ}\text{C}$ see page 230

RF25

L mirror (cm)	L (cm)	H (cm)	Watts $\Delta T 50^{\circ}\text{C}$ Coloured version	Category C0 RAL 9010 (€)	Category C1 (€)	Category C3 (€)	Water Content (l)
14	42,5	180,0	731				6,14
14	49,5	180,0	914				7,68
14	56,5	180,0	1096				9,22
14	42,5	200,0	804				6,78
14	49,5	200,0	1006				8,48
14	56,5	200,0	1208				10,18
24	67,0	180,0	1096				9,22
24	74,0	180,0	1279				10,75
24	81,0	180,0	1462				12,29
24	67,0	200,0	1208				10,18
24	74,0	200,0	1409				11,87
24	81,0	200,0	1610				13,57

RF25D

L mirror (cm)	L (cm)	H (cm)	Watts $\Delta T 50^{\circ}\text{C}$ Coloured version	Category C0 RAL 9010 (€)	Category C1 (€)	Category C3 (€)	Water Content (l)
14	42,5	180,0	1109				12,29
14	49,5	180,0	1386				15,36
14	56,5	180,0	1663				18,43
14	42,5	200,0	1215				13,57
14	49,5	200,0	1519				16,96
14	56,5	200,0	1822				20,35
24	67,0	180,0	1663				18,43
24	74,0	180,0	1941				21,50
24	81,0	180,0	2218				24,58
24	67,0	200,0	1822				20,35
24	74,0	200,0	2127				23,74
24	81,0	200,0	2430				27,14