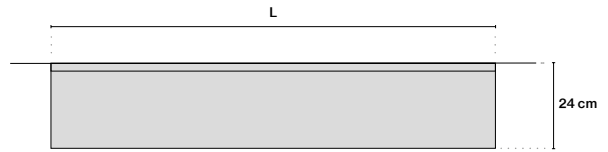



RIFT/ reverse

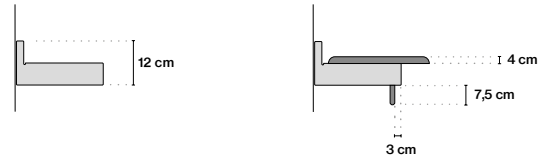
Design: LUDOVICA+ROBERTO PALOMBA with MATTEO FIORINI

TECHNICAL CATALOGUE

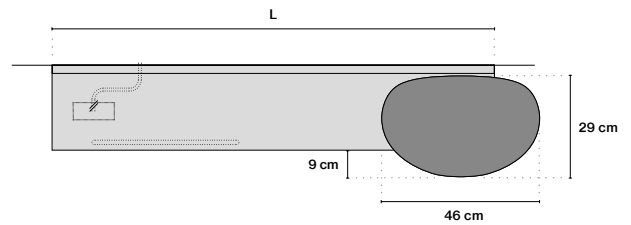
TUBES



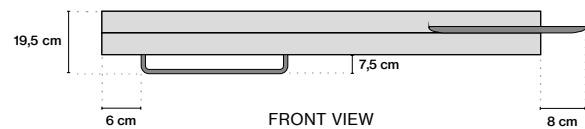
TOP VIEW



SIDE VIEW



TOP VIEW



FRONT VIEW



| TECHNICAL FEATURES | | | WITH TOUCH SWITCH | WITH WIRELESS DIGITAL THERMOSTAT |
|--------------------|-------------|----------------------|-------------------|----------------------------------|
| Height (cm) | Length (cm) | Thermal power (Watt) | Code | Code |
| 12,0 | 60,0 | 150 | RFTREL#060 | RFTREW#060 |
| 12,0 | 80,0 | 150 | RFTREL#080 | RFTREW#080 |
| 12,0 | 100,0 | 300 | RFTREL#100 | RFTREW#100 |
| 12,0 | 120,0 | 300 | RFTREL#120 | RFTREW#120 |

COLOURS AVAILABLE

RIFT/reverse is available in all the colours of the TUBES chart, more than 260 RAL colours, except for Chrome Grey GRCC

ADJUSTMENT METHOD

Control and adjustment with Touch Switch



Control with TOUCH switch, adjustment and programming with wireless digital thermostat



Description
Wall-mounted programmable wireless chrono thermostat and wi-fi receiver included in the kit.

ACCESSORIES AVAILABLE

Towel rail



Towel rail L=50cm

Towel rail L=65cm

Towel rail L=95 cm

Dimensions

W 50 cm (available for all lengths)

W 65 cm (available on the 80-100-120 cm length)

W 95 cm (available on the 120 cm length)

Code

RFTRELA# / RFTREWA# (Coloured) RFTRELAG# / RFTREWAG# (Galvanized)

Finish

Coloured, Chrome, Gold, Polished Tin, Black Nickel

The towel rail should be ordered and set up together with the radiator.

When ordering a colored accessory, the codes RFTREL# and RFTREW# turn respectively into RFTRELA# e RFTREWA#.

When ordering a galvanized accessory, the codes RFTREL# and RFTREW# turn respectively into RFTRELAG# e RFTREWAG#.

Natural wood shelf



With magnetic, and thus removable, positioning.
The shelf is available for all product lengths.

Dimensions

W 46 cm x L 29 cm x H 4 cm

Code

ZAMRFTREV

TUBES

www.tubesradiatori.com