

MAHN

The high thermal output and much reduced protrusion of the round tubes with curved corners are the main characteristics of the

MAHN heated towel rail. The beauty of radiators using thin tubes is highlighted by the absence of sharp

corners which are not wanted in confined spaces such as bathrooms and kitchens.

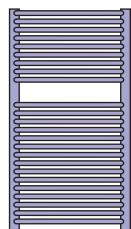
DIMENSIONS

Width 28/50/60/75 cm

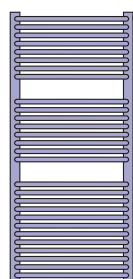
Height 68,3/89,3/116,8/144,3/177,3 cm

Depth 6,7 cm


Depth from wall 10,5 cm



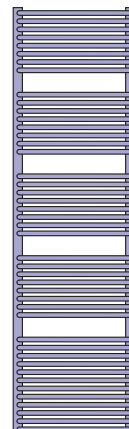
MAHN 70 - 50




MAHN 90 - ...



MAHN 120 - ...



MAHN 150 - ...



MAHN 180 - ...

MODEL	€	Watt Δt 50 K	▲ ▼ t.c. cm	Height cm	Width cm	Weight M Kg	Volume V dm ³	Electric version extra €	Electrical immersion heater class I W	Mixed version with TR* extra €
MAHN 70-50	430,00	420	47	68,3	50	5,5	3,31	154,10	400	98,70
MAHN 90-50	546,80	549	47	89,3	50	7	4,22	-	-	-
MAHN 90-60	568,20	636	57	89,3	60	7,9	4,59	175,40	650	102,20
MAHN 120-50	650,60	684	47	116,8	50	9	5,47	175,40	650	102,20
MAHN 120-60	678,30	814	57	116,8	60	10,2	5,95	207,20	900	108,90
Slim-MAHN 150-28	703,60	541	25	144,3	28	7,5	5,21	-	-	-
MAHN 150-50	771,10	833	47	144,3	50	11	6,73	207,20	900	108,90
MAHN 150-60	808,50	986	57	144,3	60	12,6	7,31	207,20	900	108,90
Slim-MAHN 180-28	836,00	683	25	177,3	28	9,7	6,76	175,40	650	102,20
MAHN 180-50	912,00	1056	47	177,3	50	13,9	8,4	-	-	-
MAHN 180-60	958,80	1226	57	177,3	60	15,8	9,14	-	-	-
MAHN 180-75	1037,00	1562	72	177,3	75	18,7	10,25	-	-	-
M-CROM 70-50	867,40	336	47	68,3	50	5,5	3,31	-	-	-
M-CROM 90-50	1105,60	439	47	89,3	50	7	4,22	154,10	400	98,70
M-CROM 120-50	1314,30	547	47	116,8	50	9	5,47	-	-	-
M-CROM 150-28	1420,90	433	25	144,3	28	7,4	5,21	154,10	400	98,70
M-CROM 150-50	1557,70	666	47	144,3	50	11	6,73	175,40	650	102,20
M-CROM 180-28	1684,80	546	25	177,3	28	9,7	6,76	-	650	102,20
M-CROM 180-50	1842,50	845	47	177,3	50	13,9	8,4	207,20	900	108,90
M-CROM 180-60	2396,00	980	57	177,3	60	15,8	9,14	-	-	-
MAHN-PLUS 150-50	1323,70	1604	47	144,3	50	20,5	13,20	-	-	-
MAHN-PLUS 180-50	1543,00	2011	47	177,3	50	26,8	16,46	-	-	-

EN 442 Watt Δt 50 K



MAHN PLUS, EG fittings
left front delivery
right rear return

Mixed version: tapping centres = L - 11 cm

STANDARD PRODUCTION

White "sablé" SB9010 paintwork-white brackets
Chrome plated finish with chrome brackets
Air vent - Max. operating pressure 8 bar

PRODUCTION ON REQUEST

Paint to Brem color list with
chrome-plated brackets +15/35%
Side fittings (▲▼: H-4cm) Art. AL 47,70€

STANDARD CONNECTION

EG Ø 1/2"
* TR accessory included
Electrical and mixed versions, p.224 ▲

