

PLATT COLOR


The essence of the radiating plate in assorted colours, the lightweight of chrome-plated steel, the practicality of square section chrome-plated handles, and the elegance of the valves that play a starring role distinguish

the PLATT COLOR heated towel rails. Light aesthetics in minimalist form, intense colours never of marginal importance in the room. The large coloured surface encourages important colour combinations.


And more! PLATT COLOR heated towel rails can also be provided with gold leaf or silver leaf finish on request for even greater scenic effect.

DIMENSIONS


Width 36 / 50 / 51 / 61 / 64 cm
 Height 80 / 84 / 130 / 133 / 168 / 180 cm
 Depth 11 cm
 Depth from wall 13 cm



PLATT COLOR 80 - ..
 PLATT COLOR 84 - 50



PLATT COLOR 130 - ...
 PLATT COLOR 133 - 50



PLATT COLOR 180 - ...
 PLATT COLOR 168 - 60



MODEL	€	Watt Δt 50 K	▲ ▼ t.c. cm	Height cm	Width cm	Weight M Kg	Volume V dm ³	Electric versions extra €	Electrical immersion heater cl.l W	Mixed versions TR extra €	Gilded/Silver leaf versions extra €
PLATT COLOR 80-49	632,40	388	45	80	50	12,1	3,4	-	-	-	604,70
PLATT COLOR 80-63	726,80	498	59	80	64	15,6	4,4	-	-	-	664,20
PLATT COLOR 130-49	828,60	610	45	130	50	18,6	5,2	-	-	-	765,60
PLATT COLOR 130-63	956,10	784	59	130	64	23,9	6,7	-	-	-	829,10
PLATT COLOR 180-35	912,50	584	31	180	36	18,2	5,0	-	-	-	925,00
PLATT COLOR 180-49	1015,20	817	45	180	50	25,4	7,0	-	-	-	1007,80
PLATT COLOR 180-63	1168,60	1051	59	180	64	32,7	9,0	-	-	-	1090,50
PLATT COLOR 84-50	707,50	394	46,8	84	51	12,5	3,8	154,10	400	98,70	624,80
PLATT COLOR 133-50	928,00	606	46,8	133	51	19,9	5,9	175,40	650	102,20	777,70
PLATT COLOR 168-60	1159,20	917	56,8	168	61	30,2	8,9	207,20	900	108,90	1039,80

EN 442 Watt Δt 50 K

Square valves: Quadra valves recommended

• Handle in BRO019 color for gilded leaf and BRO002 color for silver leaf as standard.
 Extra for handle in silver/gilded leaf (each) 121,30€

MAXIMUM OPERATING PRESSURE 6 BAR

FITTINGS with REMOTE VALVES, page 232

STANDARD PRODUCTION
 White "sablé" SB9010 paintwork
 Chrome-plated handle - Air vent ø1/8"

PRODUCTION ON REQUEST
 Paint to Brem color list +15/35%
 Gilded/Silver leaf finish valves page 235

STANDARD FITTING EG Ø 1/2"
 Side fittings: Art. AS 67,10€
 Electric and mixed versions, p. 224



PLATT INOX


Pure high-tech enhanced by stainless steel metallic finish. This heating element in

brushed stainless steel comes complete with square stainless steel handles for


rarefied aesthetics. This heated towel rail offers practicality, essence, and beauty.

DIMENSIONS


Width 36 / 50 / 51 / 61 / 64 cm
 Height 80 / 84 / 130 / 133 / 168 / 180 cm
 Depth 11 cm
 Depth from wall 13 cm



PLATT INOX 80 -...
 PLATT INOX 84 - 50



PLATT INOX 130 -...
 PLATT INOX 133 - 50



PLATT INOX 180 -...
 PLATT INOX 168 - 50



MODEL	€	Watt Δt 50 K	▲▼ t.c. cm	Height cm	Width cm	Weight M Kg	Volume V dm ³	EN 442 Watt Δt 50 K		
								Electric versions extra €	Electrical immersion heater cl.I W	Mixed versions TR extra €
PLATT INOX 80-49	935,90	388	45	80	50	12,1	3,4	-	-	-
PLATT INOX 130-49	1226,30	610	45	130	50	18,6	5,2	-	-	-
PLATT INOX 130-63	1415,00	784	59	130	64	23,9	6,7	-	-	-
PLATT INOX 180-35	1350,50	584	31	180	36	18,2	5,0	-	-	-
PLATT INOX 180-49	1502,50	817	45	180	50	25,4	7,0	-	-	-
PLATT INOX 180-63	1729,50	1051	59	180	64	32,7	9,0	-	-	-
PLATT INOX 84-50	1003,00	394	46,8	84	51	12,5	3,8	154,10	400	98,70
PLATT INOX 133-50	1315,30	606	46,8	133	51	19,9	5,9	175,40	650	102,20
PLATT INOX 168-60	1462,40	917	56,8	168	61	30,2	8,9	207,20	900	108,90

Square valves: Quadra stainless steel valves are recommended

MAXIMUM OPERATING PRESSURE 6 BAR

FITTINGS with REMOTE VALVES, page 232

STANDARD PRODUCTION
 Brushed stainless steel surfaces
 Stainless steel handle - Air vent ø1/8"

PRODUCTION ON REQUEST
 Polished stainless steel version
 Operating pressure 10 bar

+20%
 +15%

STANDARD FITTING EG Ø 1/2"
 Side fittings Art. AS 67,10€
 Electric and mixed versions p.224

