

S - EVID

design Davide Brembilla

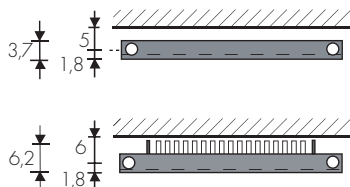
Vertical coloured slits are cut by hand into the plate's unrelenting geometrical purity. Plate surfaces can be chosen as desired

from the Brem color chart; the colors of the slits are from Brem color list without extra. The colors of the plate and the slit blend

harmoniously together and give form to a new décor element with high intensity.

MODEL S-EVID..
vertical plate


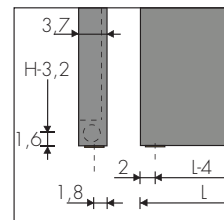
MODEL SL-EVID.. vertical plate
with radiating plates on the rear




TAPPING CENTRES

Vertical fittings
▲▽ t.c.=L-4 cm


Side fittings
▲▽ t.c.=H-3,2 cm
(extra)
Art. AS 67,10€




S-EVID .. - 35




S-EVID .. - 42




S-EVID.. - 49



S-EVID .. - 56



S-EVID .. - 63



S-EVID .. - 70

MODELLO	L cm	35	42	49	56	63	70	EN 442 Watt Δt 50 K
S-EVID 180	€	870,00 584w	951,40 701w	1036,40 817w	1120,20 934w	1201,50 1051w	1286,30 1168w	
SL-EVID 180	€	1121,50 861w	1216,20 1033w	1331,90 1205w	1436,80 1377w	1541,10 1549w	1646,50 1721w	
S-EVID 200	€	917,30 642w	1005,10 770w	1087,90 898w	1175,20 1026w	1261,20 1155w	1347,40 1283w	
SL-EVID 200	€	1206,10 928w	1318,60 1113w	1440,40 1299w	1545,30 1484w	1657,60 1670w	1770,60 1855w	
S-EVID 220	€	971,90 697w	1063,80 836w	1167,80 976w	1250,50 1115w	1342,70 1254w	1432,40 1394w	
SL-EVID 220	€	1254,20 1003w	1371,00 1204w	1498,00 1404w	1607,00 1605w	1724,00 1806w	1841,40 2006w	

Square or side control valves, BREM Quadra stainless steel valves recommended

HOW TO ORDER

State: model (with or without fins), height and width in cm, fittings and colors of the plate/slits.
E.g.: SEVID 18042, EG1/2" BROO19/BROO33

STANDARD PRODUCTION

White "sablé" SB9010 paintwork
MS brackets, Slits from Brem color list

MAXIMUM OPERATING PRESSURE 6 BAR

PRODUCTION ON REQUEST

Painted plate in Brem color list +15/35%
Slits in gilded/silver leaf finish +45%

FITTINGS with REMOTE VALVES, page 232

STANDARD FITTING EG Ø 1/2"

